



**RF Power Module**

**Power = 100.0 Watts**

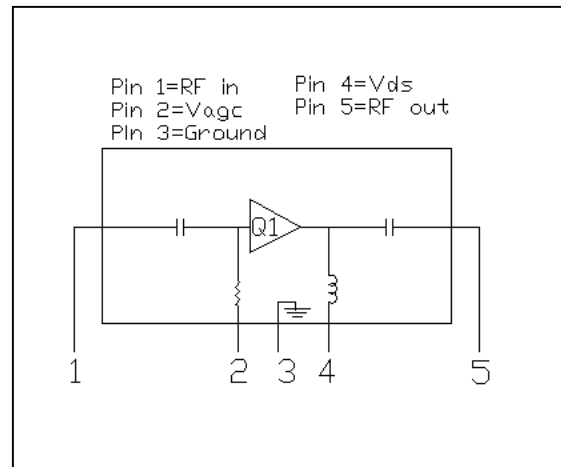

**Bandwidth = 225 to 1000 Mhz**

**Gain = 16.0 dB    Vdd = 28.0 Volts**

**50 ohms Input/Output Impedance**

**Description**

The MSMV01 is a 100 Watt, single stage amplifier module covering a bandwidth of 225-1000 Mhz. This compact module design is suitable for military applications in a rugged environment. An ALC pin is provided to control the output power, gain and blanking of the module.



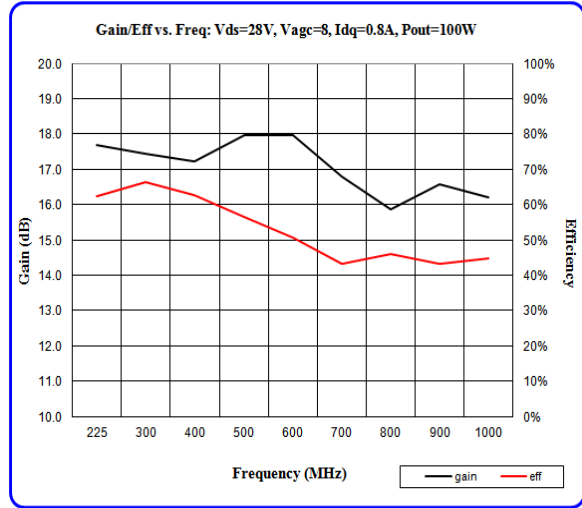
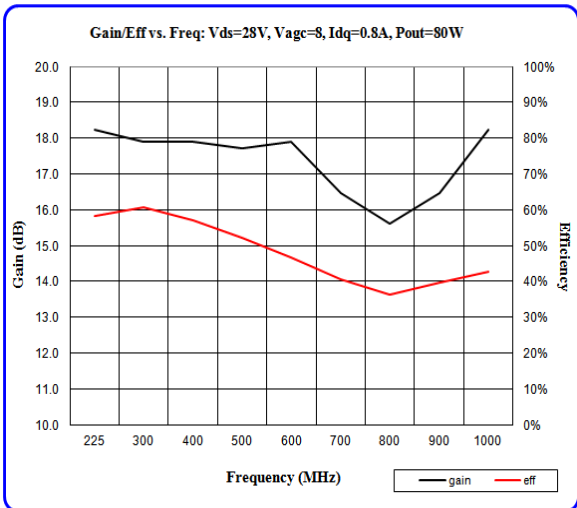
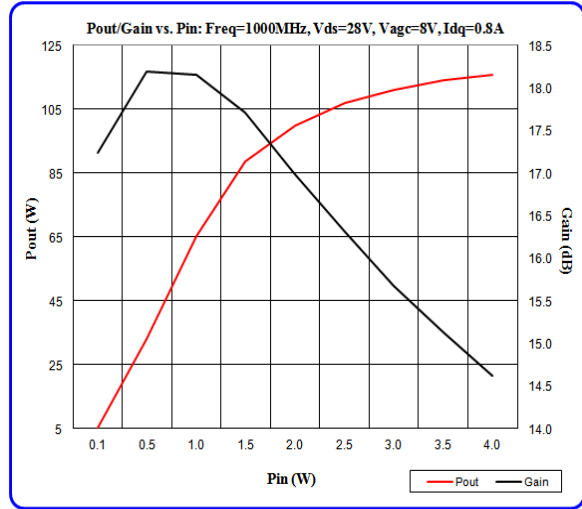
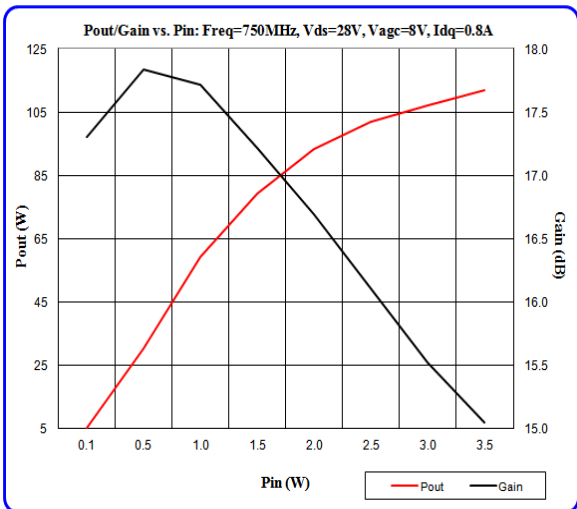
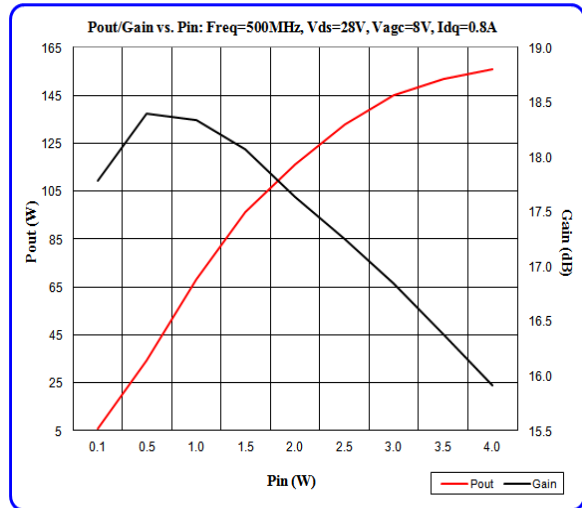
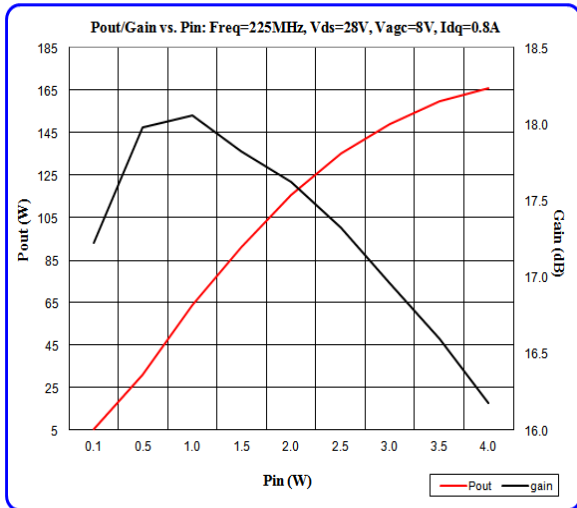
**Absolute Maximum Ratings (T=25 °C)**

Parameter	Symbol	Value	Unit
DC supply Voltage 1	VDD1	32.0	V
DC supply Voltage 2	VDD2		V
AGC Voltage	VAGC	8.5	V
AGC Current	VAGCI	7.50	mA
Input Power	Pin	4.000	W
Output Power	Pout	120.0	W
Operating Case Temp.	Tc	-40 to +85	°C
Storage Temperature	Tstg	-55 to +100	°C

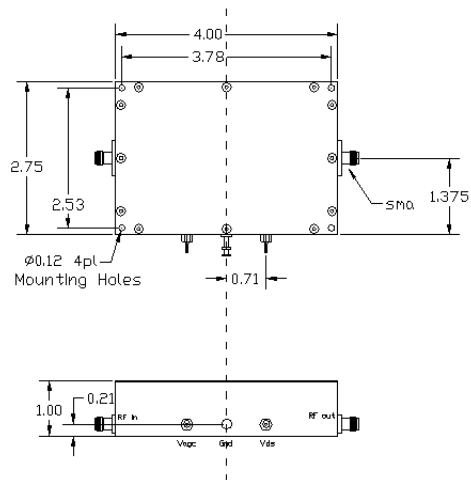
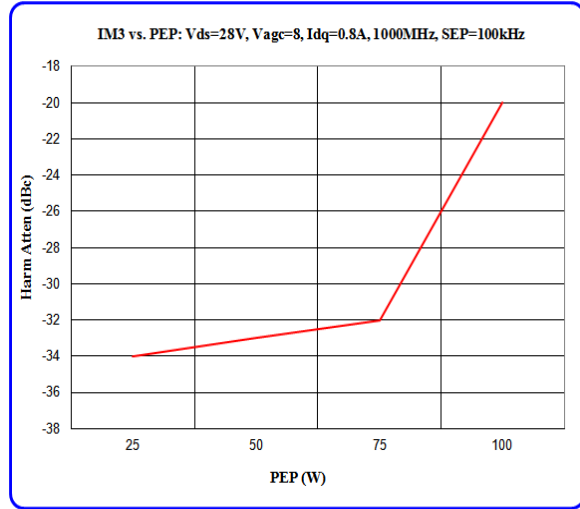
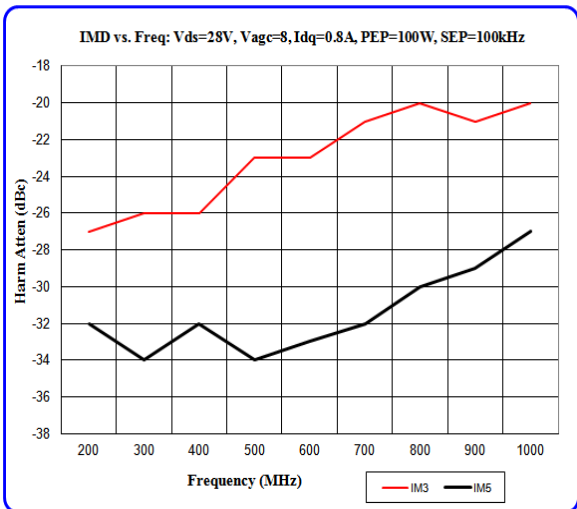
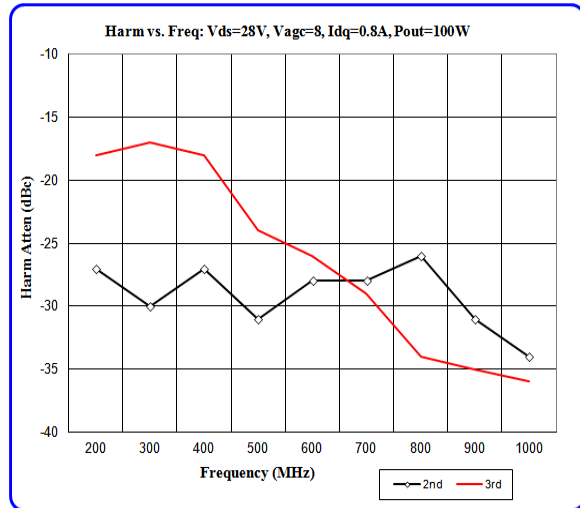
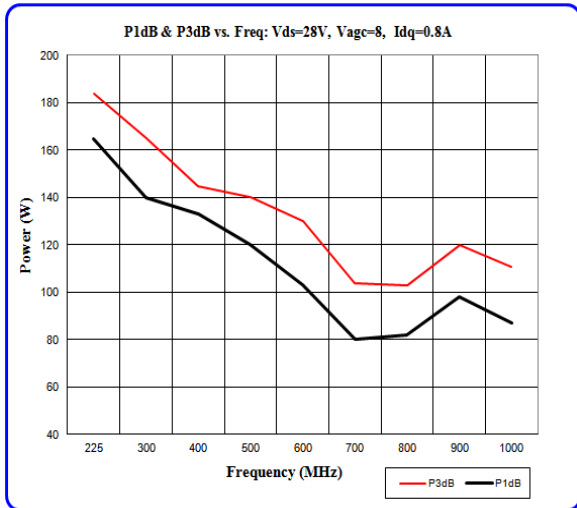
**Electrical Characteristics: ( T=25 °C Zs=Zl=50 ohms, Vdd = 28.0 Volts, Idq = 0.8 Amps )**

Parameter	Symbol	Min	Typical	Max	Unit	Test Conditions
Frequency Range	BW	225		1000	Mhz	50 ohm load
Output Power	Po		100.0		Watts	Pin = 34.0 dbm    Vagc = 8.00 V
Power Gain	PG		16.0		dB	Pout =100.0 Watts    Vagc = 8.00 V
Total Efficiency	η		50		%	Pout =100.0 Watts
2nd Harmonics	dso		-25.00		dBc	Pout =100.0 Watts @225.0 Mhz
Intermod - 2 tone	Im3	-20.00			dBc	AvePwr= 50.0Watts
Load Mismatch Tolerance	VSWR	20:1			Relative	All Phase Angles    Pout = 100.0 W
Vagc Voltage	VAGC			8.00	V	Pin = 34.0 dBm, Pout = 100.0 W
Pulse Response Time	Pr			1.0	uS	Pulse source: RFin

# MSMV01



# MSMV01



POLYFET RF DEVICES

REVISION 03/20/2014

1110 Avenida Acaso, Camarillo, Ca 93012 Tel:(805) 484-4210 FAX: (805) 484-3393 URL:www.polyfet.com