




General Description

Silicon VDMOS transistor designed specifically for Broadband RF applications. Suitable for Military Radios, Cellular Base Stations, Broadcast FM/AM, MRI, Laser Drivers and others.

"Polyfet" process features low feedback and output capacitances, resulting in high Ft transistors with high input impedance and high efficiency.



SILICON GATE ENHANCEMENT MODE

RF POWER VDMOS TRANSISTOR

80.0 Watts Single Ended

Package Style AM

HIGH EFFICIENCY, LINEAR

HIGH GAIN, LOW NOISE

ROHS COMPLIANT

ABSOLUTE MAXIMUM RATINGS (T = 25 °C)

Total Device Dissipation	Junction to Case Thermal Resistance	Maximum Junction Temperature	Storage Temperature	DC Drain Current	Drain to Gate Voltage	Drain to Source Voltage	Gate to Source Voltage
150 Watts	1.00 °C/W	200 °C	-65 °C to 150 °C	9.0 A	70 V	70 V	+ 20 V - 0 V

RF CHARACTERISTICS (80.0 WATTS OUTPUT)

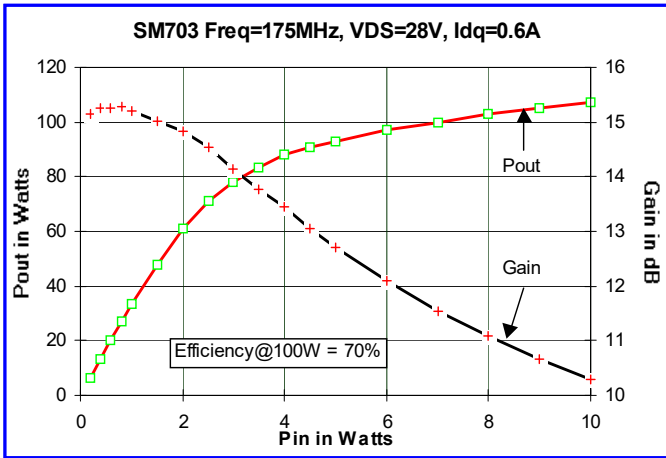
SYMBOL	PARAMETER	MIN	TYP	MAX	UNITS	TEST CONDITIONS
Gps	Common Source Power Gain	13			dB	Idq = 0.60 A, Vds = 28.0 V, F = 175 MHz
η	Drain Efficiency		75		%	Idq = 0.60 A, Vds = 28.0 V, F = 175 MHz
VSWR	Load Mismatch Tolerance			20:1	Relative	Idq = 0.60 A, Vds = 28.0 V, F = 175 MHz

ELECTRICAL CHARACTERISTICS (EACH SIDE)

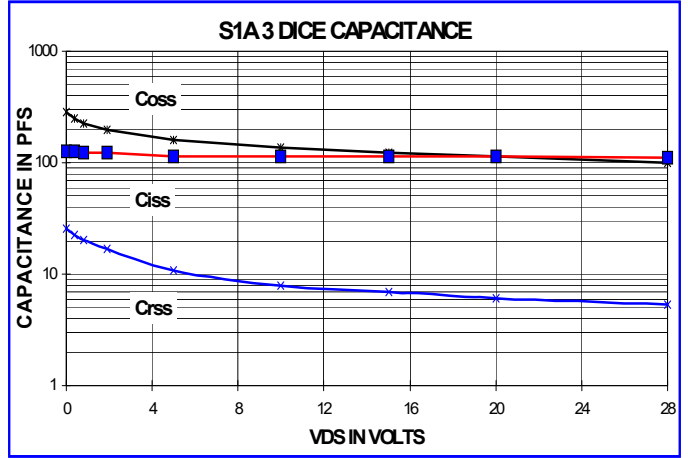
SYMBOL	PARAMETER	MIN	TYP	MAX	UNITS	TEST CONDITIONS
Bvdss	Drain Breakdown Voltage	65			V	Ids = 60.00 mA, Vgs = 0V
Idss	Zero Bias Drain Current			3.0	mA	Vds = 28.0 V, Vgs = 0V
Igss	Gate Leakage Current			1	uA	Vds = 0V Vgs = 10V
Vgs	Gate Bias for Drain Current	2		5	V	Ids = 0.30 A, Vgs = Vds
gM	Forward Transconductance		3.6		Mho	Vds = 10V, Vgs = 5V
Rdson	Saturation Resistance		0.35		Ohm	Vgs = 20 V, Ids = 7.50 A
Idsat	Saturation Current		21.00		Amp	Vgs = 20 V, Vds = 10V
Ciss	Common Source Input Capacitance		150.0		pF	Vds = 28.0 Vgs = 0V, F = 1 MHz
Crss	Common Source Feedback Capacitance		9.0		pF	Vds = 28.0 Vgs = 0V, F = 1 MHz
Coss	Common Source Output Capacitance		96.0		pF	Vds = 28.0 Vgs = 0V, F = 1 MHz

SM703

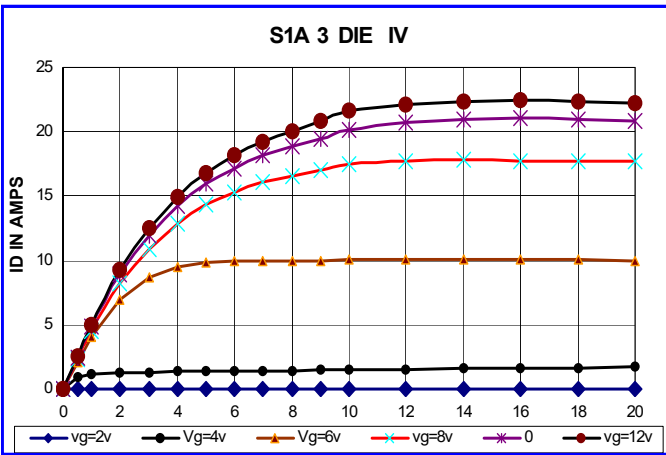
POUT VS PIN GRAPH



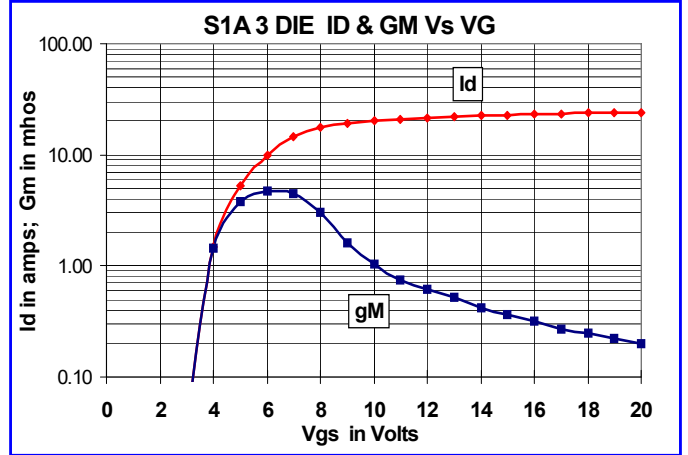
CAPACITANCE VS VOLTAGE



IV CURVE



ID & GM VS VGS



PACKAGE DIMENSIONS IN INCHES

